

Moduline SafeBarrier Pro Specification

1.0m high vertical bar type - Type 1f

Description: 1000 mm high barrier side fixed to concrete block wall.

Application: Concrete block wall.

DRAWING NOTES

Design Scope and Compliance:

This specification covers the design of the barrier members and base fixing only, and does not cover the design of the supporting structure.

The contractor or building designer must ensure that the supporting structure can support the barrier loads.

The barrier design complies with the New Zealand Building Code:

Section B1/ VM1 (structure)

- AS/NZS 1170.1 barrier cat. A, B, C3 & E

- NZS3604:2011 extra high wind zone (55m/s).

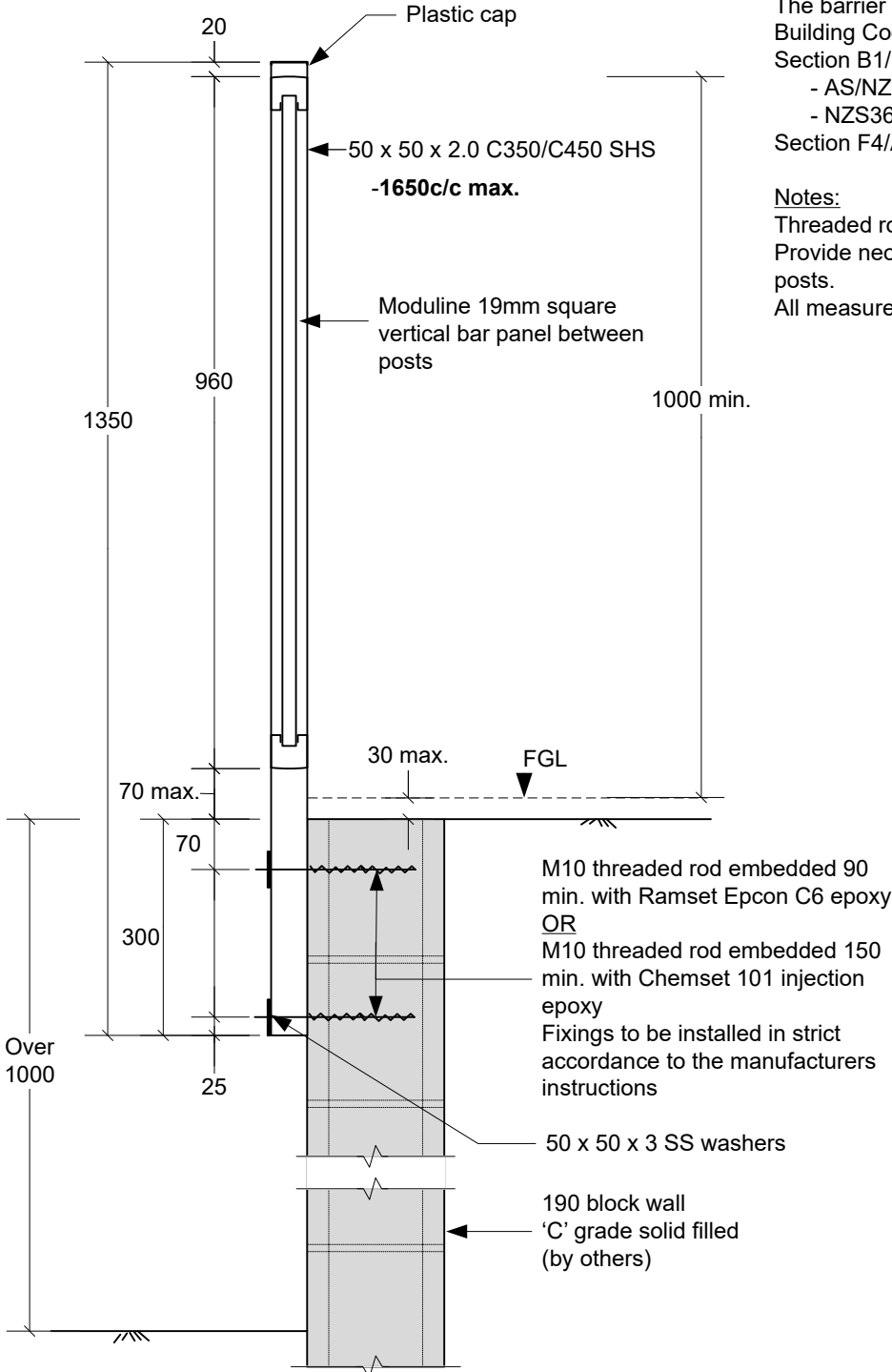
Section F4/AS1 (safety from falling).

Notes:

Threaded rod & washers shall be 316 stainless steel.

Provide neoprene washers or DPC between washers & posts.

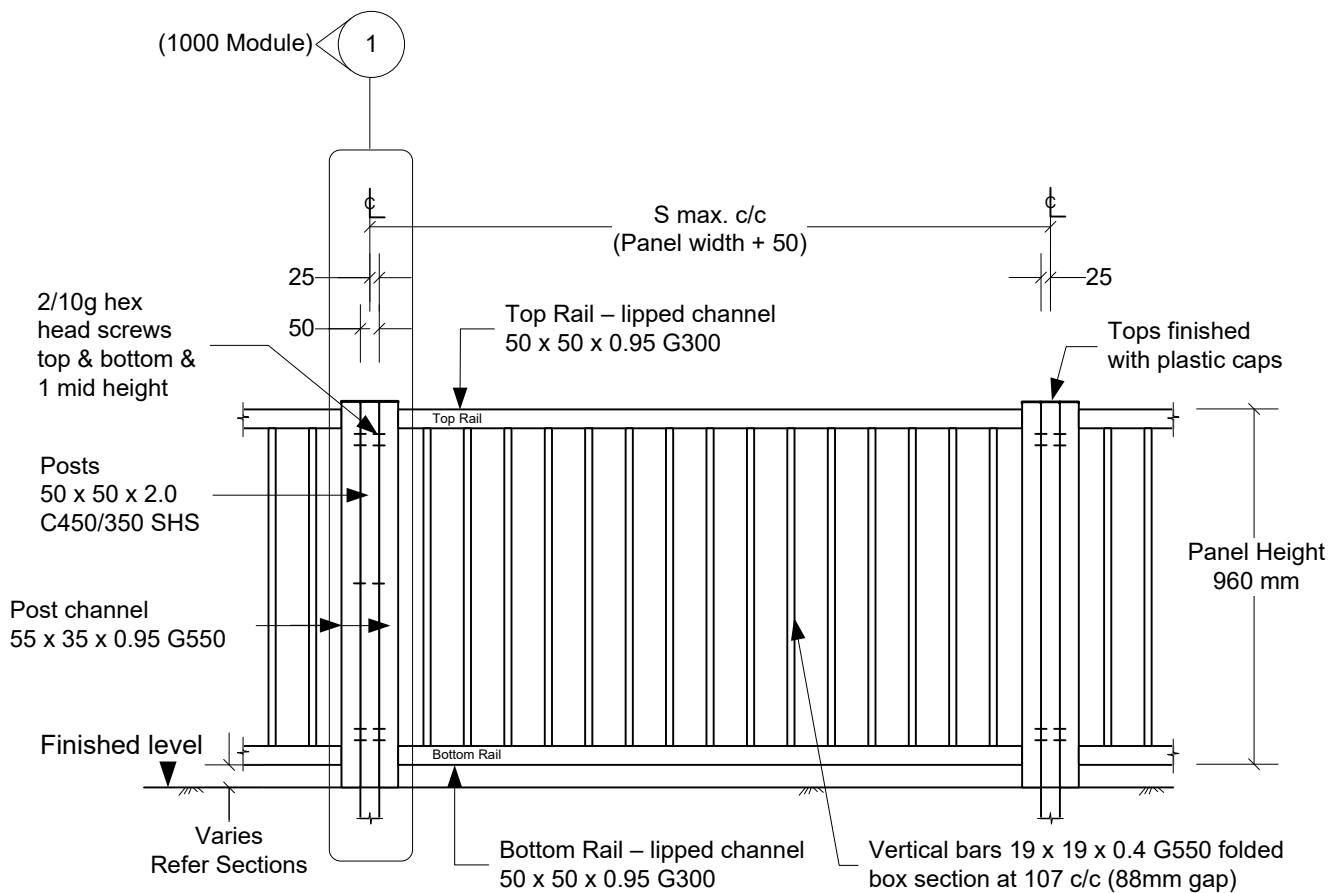
All measurements in mm unless stated otherwise.



Section 1 (Scale 1:10)

D	04/09/2024
C	10/01/2022
B	20/09/2019
A	14/12/2017
-	24/03/2016
Revision	Date

Revision	D
-----------------	----------



Notes:

All measurements in mm unless stated otherwise.

1.0m high vertical bar type - Type 1
 (See specification sheet for detail)
 (Scale 1:20)

B	04/09/2024
A	20/9/2019
-	24/03/2016
Revision	Date

Revision	B
-----------------	----------

Moduline SafeBarrier Pro Specification

1.0m high solid panel type - Type 1f

Description: 1000 mm high barrier side fixed to concrete block wall.

Application: Concrete block wall.

DRAWING NOTES

Design Scope and Compliance:

This specification covers the design of the barrier members and base fixing only, and does not cover the design of the supporting structure.

The contractor or building designer must ensure that the supporting structure can support the barrier loads.

The barrier design complies with the New Zealand Building Code:

Section B1/ VM1 (structure)

- AS/NZS 1170.1 barrier cat. A, B, C3 & E

- NZS3604:2011 extra high wind zone (55m/s).

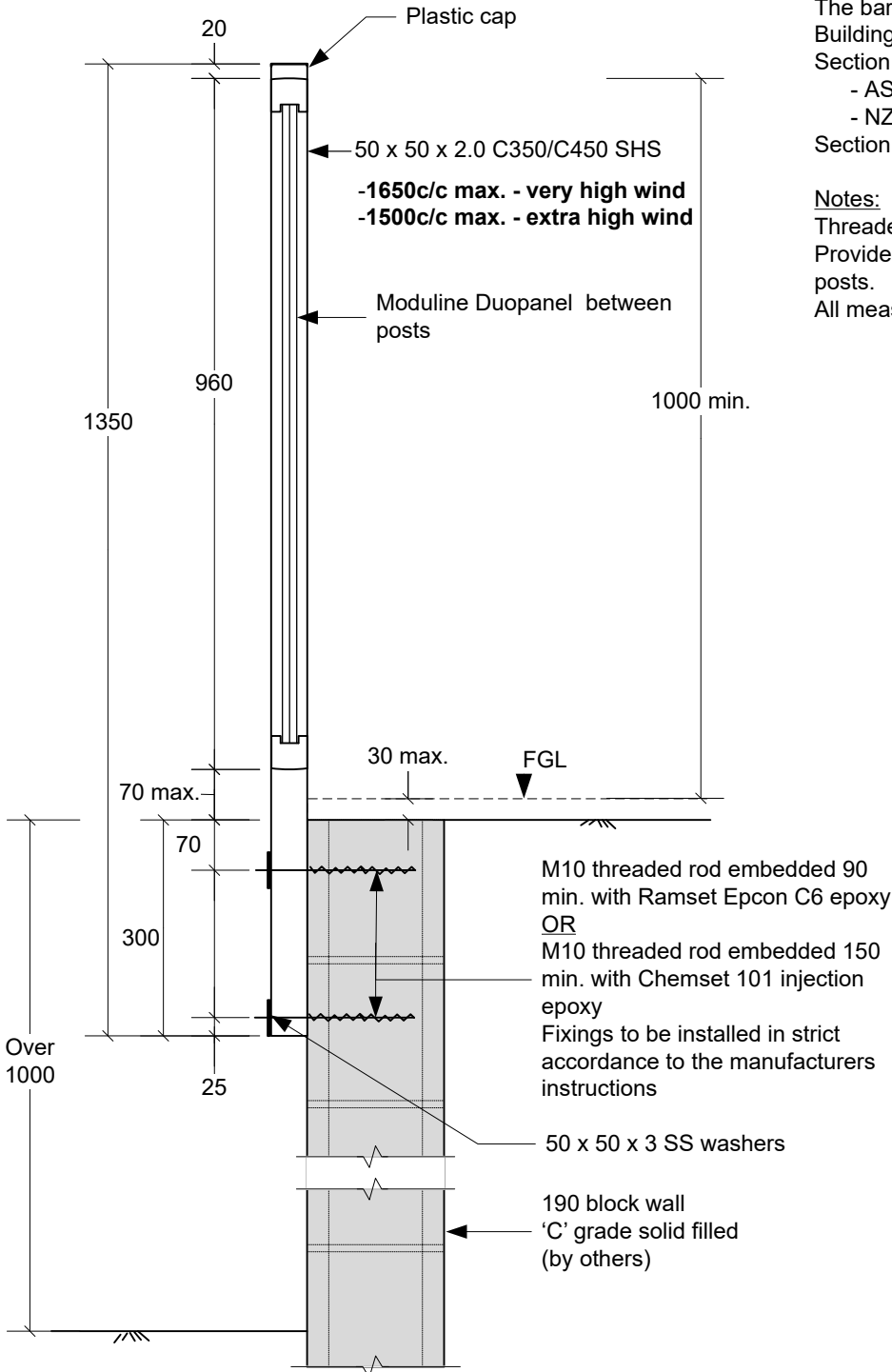
Section F4/AS1 (safety from falling).

Notes:

Threaded rod & washers shall be 316 stainless steel.

Provide neoprene washers or DPC between washers & posts.

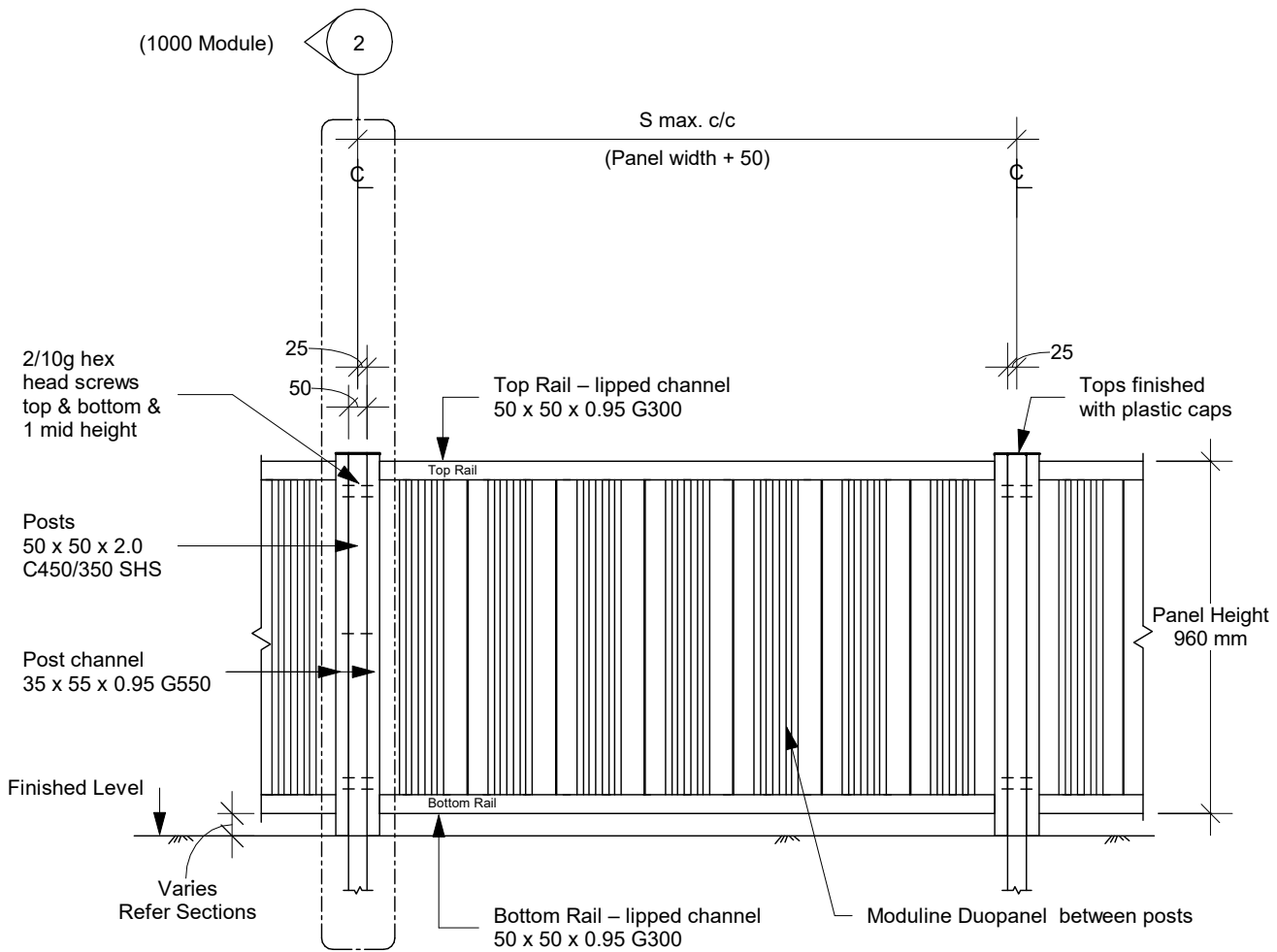
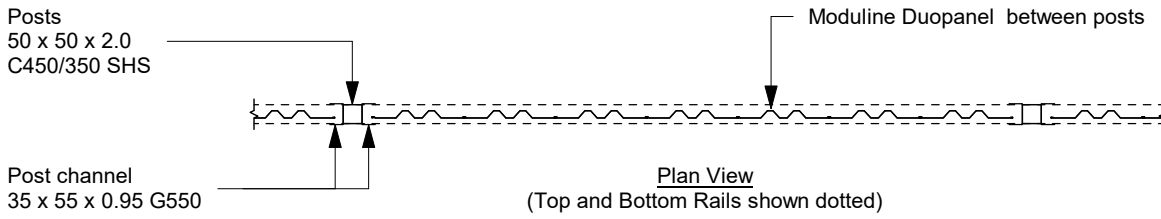
All measurements in mm unless stated otherwise.



Section 2 (Scale 1:10)

B	04/09/2024
A	10/01/2022
-	20/09/2019
Revision	Date

Revision	B
-----------------	----------



Notes:
All measurements in mm unless stated otherwise.

1.0m high solid panel type - Type 1
(See specification sheet for detail)

(Scale 1:20)

A	04/09/2024
-	20/09/2019
Revision	Date

Revision	A
----------	---



PRODUCER STATEMENT - PS1 - DESIGN

ENG REF: 7327 Type 1f

ISSUED BY Anthony Marino (for Marino Consultants and Associates Ltd)
(Design Firm)

TO: Metal Rollforming Ltd
(Owner/Developer)

TO BE SUPPLIED TO: Various
(Building Consent Authority)

IN RESPECT OF: Moduline SafeBarrier Pro 1.0m high - Type 1f
(Description of Building Work)

AT: Non-Specific,
(Address)

LOT: _____ DP: _____ SO: _____

We have been engaged by the owner/developer referred to above to provide specific structural design services in respect of the requirements of Clause(s) B1, F4 of the Building Code for

- All or Part only (as specified in the attachment to this statement, ref: 7327 Type 1f), of the proposed building work.

The design carried out by us has been prepared in accordance with:

- Compliance Documents issued by the Ministry of Business, Innovation and Employment B1/VM1 (NZS3603, AS/NZS1170, NZS3404), F4/AS1

- Alternative solution as per the attached schedule Ramset Specifiers Anchoring Resource Book 2015

The proposed building work covered by this producer statement is described on the drawings titled

Moduline SafeBarrier Pro 1.0m high - Type 1f and numbered 1, 2, 3, 4

together with the specification, and other documents set out in the schedule attached to this statement.

On behalf of the Design Firm, and subject to:

- (i) Site verification of the following design assumptions:
Strength of supporting structure by others
- (ii) All proprietary products meeting their performance specification requirements;

I believe on reasonable grounds that a) the building, if constructed in accordance with the drawings, specifications, and other documents provided or listed in the attached schedule, will comply with the relevant provisions of the Building Code and that b) the persons who have undertaken the design have the necessary competency to do so. I also recommend the following level of construction monitoring/observation:

- Not required

I, Anthony Lewis Marino am CPEng No 69890

I am a member of Engineering New Zealand and hold the following qualifications: BEHons., CPEng.

The Design Firm issuing this statement holds a current policy of Professional Indemnity Insurance no less than \$200,000.

The Design Firm is a member of ACENZ:

SIGNED BY Anthony Marino (B.E.(hons), CPEng (Civil and Structural), CMEngNZ, SESOC)

ON BEHALF OF Marino Consultants and Associates Ltd.

Anthony Marino DATE 09/09/2024

57 Stace Hopper Drive, One Tree Point 0118
(021) 518 171 (Mobile)
anthony.marino@outlook.co.nz (Email)

Note: This statement shall only be relied upon by the Building Consent Authority named above. Liability under this statement accrues to the Design Firm only. The total maximum amount of damages payable arising from this statement and all other statements provided to the Building Consent Authority in relation to this building work, whether in contract, tort or otherwise (including negligence), is limited to \$200,000

This form is to accompany Form 2 of the Building (Forms) Regulations 2004 for the application of a Building Consent.